


Fundraise while you shop on the go with eCards!



MyScripWallet™



Welcome to the convenient online option to purchasing electronic gift cards (**ScripNow eCards**) through **MyScripWallet**, the mobile website from ShopWithScrip.com—*Powered by Great Lakes Scrip Center*.

Please note that you will need to follow ALL of the steps to set up your account. The initial process involves creating an account on ShopWithScrip.com and also verifying your bank account with PrestoPay. Allow up to 3 business days to complete. Once you have finalized your account information, you are ready to fundraise while you shop!

WE ARE UNABLE TO PROCESS ORDERS TO PICK UP – If you would like physical gift cards, you will need to purchase them at your school office, parish or the SFCS Central Office.

Begin by emailing giftcards@sfcss.org to request the Sioux Falls Catholic Schools enrollment code. This code will be sent to you within 24 hours of your request during regular business hours.

Now you are ready to sign up for ShopWithScrip – It's EASY!



- Go to www.ShopWithScrip.com and click on **Register**, then click on **Join Your Scrip Program**.

- Enter our enrollment code: **83BD374147661**

By entering this code, your account will be associated with "Sioux Falls Catholic Schools ScripNow eCard Program".

- Fill in all required personal information and click '**I Accept**'.
- Choose **two security questions** from the list and provide answers.

* Write down your login and password it will be used for your **MyScripWallet** to purchase your eCards.

prestopay™




SFCS
SIOUX FALLS CATHOLIC SCHOOLS

Once you have received your confirmation email from ShopWithScrip, you are ready to set up your PrestoPay Account!

PrestoPay – Online payment made EASY!



Enroll in PrestoPay, the online payment method offered through ShopWithScrip and pay for your ScripNow eCards orders with the electronic funds transfer system. It's easy, it's secure, and it allows you to skip the hassle of paying with cash or checks. Simply log on to your ShopWithScrip account and follow these steps:



- Click on **PrestoPay link** under **Family Functions** on your **Dashboard** PLEASE watch the short 3 minute video on how to set up your account.

- Enter your bank secure website
- Great Lakes Scrip small amounts in your Enter these amounts



account information on the Center will deposit two bank account.

- You'll receive an email with an approval code to send to www.giftcards@sfcss.org Approval code: _____


in your PrestoPay registration to verify your account.

Once the code is approved you are READY to purchase ScripNow eCards!

There is a \$0.15 per order (an order means: 1 gift card or 100 gift cards) convenience fee.

How to Shop – MyScripWallet™

- Go to www.MyScripWallet.com and login with your same login and password you used to login to ShopWithScrip.com.
- For your convenience save www.MyScripWallet.com to your home screen or bookmark for EASY access.
- After purchasing your ScripNow eCard take a screen shot of it to use later! This way you won't have to worry about logging into your account when you are ready to check out!



Customer Service: 1.800.727.4715



Sioux Falls Catholic Schools Gift Card Program - 605.335.6657
<http://www.sfcss.org/certificate-program/>